

**DIMAX**  
GROUP



**GENERATORS**  
GASOLINE | INVERTER

**GARDEN**  
EQUIPMENT

**K&S!BASIC**  
SIMPLE ENERGY

**2023**

# Dear Customers and Business Partners,

DIMAX Group would like to thank you for your cooperation and interest in products from Können & Söhnen®! We are happy to introduce you to our range of equipment from K&S BASIC® for household use.

The K&S BASIC® series of generators expands our existing range, which undergoes constant improvement.

DIMAX Group engineers managed to create a modern competitive product that meets the philosophy of a quality cost-effective generator for household use.

K&S BASIC® generators are household appliances intended for use in an emergency and as a short-term backup power supply. They are indispensable for customers who need standard features that do not affect the equipment performance. In addition, they meet the needs of customers who want to buy a quality product with a reliable warranty, spare parts support and after-sales service.

K&SBASIC® generators are already in great demand in many European countries, and we constantly expand the existing product range and improve our assortment. New models of inverter generators in soundproof housing are convenient portable power supply sources. The integrated microprocessor-controlled electronic unit controls the generator operation and provides the most stable frequency of 50 Hz and voltage of 230 V for a reliable operation of sensitive and high-precision electronics, electronic meters, audio equipment, heating boilers and other appliances.

The model range of K&S BASIC® generators includes:

- cost-effective models with standard features, catchy design and easily recognizable exterior;
- gasoline and inverter generators with a power output that is most suitable for household use;
- models equipped with an analog voltmeter or a multifunction LED display;
- models with a manual or electric start;
- models with an open frame or soundproof housing;
- models equipped with an alternator with aluminum winding as another option, but the customer is always an ultimate decision-maker;
- models with engines whose lifespan meets household needs.

As our customers are showing ever-growing interest in garden equipment such as log splitters and wood chippers, we offer K&S BASIC® products at more affordable prices.

We hope our products will help our partners to further unleash their potential as sellers of generators and garden equipment, attract even more customers and ultimately make more money and get much pleasure from selling high-quality generators from Können & Söhnen® and K&S BASIC®.

## GASOLINE GENERATORS



MODEL	KSB 2200A	KSB 2200C
Voltage, V	230	230
Max power, kW	2.2	2.2
Nominal power, kW	2.0	2.0
Frequency Hz	50	50
Current, A (max)	9.57	9.57
Outlets	2x16A	2x16A
Fuel tank volume, l	12	12
Working time at 50% load*, h	13	13
Voltmeter	+	+
Noise level LPA (7m)/LWA, dB	72/97	72/97
Power output DC, V/A	12/8.3	12/8.3
Engine model	KSB 220	KSB 220
Engine type	gasoline 4-stroke	
Engine power, hp	7.0	7.0
Crank case volume, cm <sup>3</sup>	0.6	0.6
Engine cylinder volume, cm <sup>3</sup>	210	210
Power output controller	AVR	AVR
Engine start	manual	manual
Power factor, cos φ	1	1
Protection class	IP23M	IP23M
Alternator winding	aluminum	copper
Gross dimensions (LxWxH), mm	605x440x435	605x440x435
Net weight, kg	36,2	36,6

QR code



Acceptable deviation of a current is 5%

\* Fuel consumption depends on many factors, such as load, fuel quality, season, altitude, technical condition of the generator.

## GASOLINE GENERATORS



MODEL	KSB 2800A	KSB 2800C
Voltage, V	230	230
Max power, kW	2.8	2.8
Nominal power, kW	2.5	2.5
Frequency Hz	50	50
Current, A (max)	12.17	12.17
Outlets	2x16A	2x16A
Fuel tank volume, l	12	12
Working time at 50% load*, h	12	12
Voltmeter	+	+
Noise level LPA (7m)/LWA, dB	72/97	72/97
Power output DC, V/A	12/8.3	12/8.3
Engine model	KSB 220	KSB 220
Engine type	gasoline 4-stroke	
Engine power, hp	7.0	7.0
Crank case volume, cm <sup>3</sup>	0.6	0.6
Engine cylinder volume, cm <sup>3</sup>	210	210
Power output controller	AVR	AVR
Engine start	manual	manual
Power factor, cos φ	1	1
Protection class	IP23M	IP23M
Alternator winding	aluminum	copper
Gross dimensionss (LxWxH), mm	605x440x435	605x440x435
Net weight, kg	36.2	36.6

QR code



Acceptable deviation of a current is 5%

\*Fuel consumption depends on many factors, such as load, fuel quality, season, altitude, technical condition of the generator.

SIMPLE ENERGY



## GASOLINE GENERATORS



MODEL	KSB 3500C	KSB 6500C	KSB 6500CE
Voltage, V	230	230	230
Max power, kW	3.0	5.5	5.5
Nominal power, kW	2.8	5.0	5.0
Frequency Hz	50	50	50
Current, A (max)	13.04	23.91	23.91
Outlets	2x16A	1x16A, 1x32A	1x16A, 1x32A
Fuel tank volume, l	15	25	25
Working time at 50% load *, h	10	9	9
LED display/Voltmeter	LED display	voltmeter	LED display
Noise level LPA (7m)/LWA, dB	71/96	72/97	72/97
Power output DC, V/A	12/8.3	12/8.3	12/8.3
Engine model	KSB 230	KSB 440	KSB 440
Engine type	gasoline 4-stroke		
Engine power, hp	7.0	15	15
Crank case volume, cm <sup>3</sup>	0.6	1.1	1.1
Engine cylinder volume, cm <sup>3</sup>	208	420	420
Power output controller	AVR	AVR	AVR
Engine start	manual	manual	manual/electro
Power factor, cos φ	1	1	1
Protection class	IP23M	IP23M	IP23M
Alternator winding	copper	copper	copper
Gross dimensions (LxWxH), mm	605x445x450	690x525x550	690x525x550
Net weight, kg	39.2	66.6	70

QR code





Acceptable deviation of a current is 5%

\*Fuel consumption depends on many factors, such as load, fuel quality, season, altitude, technical condition of the generator.

## INVERTER GENERATORS



MODEL	KSB 10i	KSB 12i S
Voltage, V	230	230
Max power, kW	1.0	1.2
Nominal power, kW	0.8	1.0
Frequency Hz	50	50
Current, A (max)	4.3	5.2
Outlets	1x16A	1x16A
Fuel tank volume, l	3.5	2.5
Working time at 50% load*, h	5.4	3.1
Noise level LPA (7m)/LWA, dB	70/95	62/87
Power output DC, V/A	-	12/5
USB-Outputs	-	5V/1A, 5V/2.1A
Engine model	KSB 80i	KSB 90i
Engine type	gasoline 2-stroke	gasoline 4-stroke
Engine power, hp	2.0	1.8
Crank case volume, cm <sup>3</sup>	-	0.33
Engine cylinder volume, cm <sup>3</sup>	42.7	57
Engine start	manual	manual
Power factor, cos φ	1	1
Generator parallel socket	-	+
Protection class	IP23M	IP23M
Gross dimensions (LxWxH), mm	320x250x330	460x275x435
Net weight, kg	8.5	11.5
QR code		

Acceptable deviation of a current is 5%

\*Fuel consumption depends on many factors, such as load, fuel quality, season, altitude, technical condition of the generator.

To ensure reliability and increase the engine service life, peak powers may be slightly limited by circuit breakers. The optimal operating conditions are ambient temperature of 17–25°C, barometric pressure of 0.1 MPa (760 mm Hg), and relative humidity of 50–60%. Under these environmental conditions, the generator can provide maximum performance in terms of the declared specifications. In the event of deviations from these environmental indicators, the generator performance may vary. Please note that in order to preserve the long service life of the generator, continuous loads of more than 80% of the nominal power are not recommended.

## INVERTER GENERATORS



MODEL	KSB 21i S	KSB 22i S
Voltage, V	230	230
Max power, kW	2.0	2.0
Nominal power, kW	1.8	1.8
Frequency Hz	50	50
Current, A (max)	8.7	8.7
Outlets	2x16A	2x16A
Fuel tank volume, l	4.0	4.0
Working time at 50% load*, h	4.0	4.0
Noise level LPA (7 m)/LWA, dB	62/87	62/87
Power output DC, V/A	12B/5A	-
Engine model	KSB 100i	KSB 100i
Engine type	gasoline 4-stroke	
Engine power, hp	3.3	2.5
Crank case volume, cm <sup>3</sup>	0.35	0.35
Engine cylinder volume, cm <sup>3</sup>	79.7	79.7
Engine start	manual	manual
Power factor, cos φ	1	1
Generator parallel socket	+	-
Protection class	IP23M	
Gross dimensions (LxWxH), mm	540x325x490	510x310x525
Net weight, kg		15.6

QR code





Acceptable deviation of a current is 5%

\*Fuel consumption depends on many factors, such as load, fuel quality, season, altitude, technical condition of the generator.

To ensure reliability and increase the engine service life, peak powers may be slightly limited by circuit breakers. The optimal operating conditions are ambient temperature of 17–25°C, barometric pressure of 0.1 MPa (760 mm Hg), and relative humidity of 50–60%. Under these environmental conditions, the generator can provide maximum performance in terms of the declared specifications. In the event of deviations from these environmental indicators, the generator performance may vary. Please note that in order to preserve the long service life of the generator, continuous loads of more than 80% of the nominal power are not recommended.

## INVERTER GENERATORS



MODEL	KSB 21i	KSB 35i
Voltage, V	230	230
Max power, kW	2.0	3.5
Nominal power, kW	1.8	3.2
Frequency Hz	50	50
Current, A (max)	8.7	15.22
Outlets	2x16A	2x16A
Fuel tank volume, l	10	13
Working time at 50% load*, h	13	13.5
Noise level LPA (7m)/LWA, dB	70/95	71/96
Power output DC, V/A	-	12/8.3
Engine model	KSB 130i	KSB 240i
Engine type	gasoline 4-stroke	
Engine power, hp	3.2	7.0
Crank case volume, cm <sup>3</sup>	0.4	0.6
Engine cylinder volume, cm <sup>3</sup>	119	212
Engine start	manual	manual
Power factor, cos φ	1	1
Protection class	IP23M	IP23M
Gross dimensions (LxWxH), mm	480x380x465	550x460x500
Net weight, kg	21	33
QR code		

Acceptable deviation of a current is 5%

\*Fuel consumption depends on many factors, such as load, fuel quality, season, altitude, technical condition of the generator.

To ensure reliability and increase the engine service life, peak powers may be slightly limited by circuit breakers. The optimal operating conditions are ambient temperature of 17–25°C, barometric pressure of 0.1 MPa (760 mm Hg), and relative humidity of 50–60%. Under these environmental conditions, the generator can provide maximum performance in terms of the declared specifications. In the event of deviations from these environmental indicators, the generator performance may vary. Please note that in order to preserve the long service life of the generator, continuous loads of more than 80% of the nominal power are not recommended.



## INVERTER GENERATORS



MODEL	KSB 30i S	KSB 40i S
Voltage, V	230	230
Max power, kW	3.3	3.8
Nominal power, kW	3.0	3.5
Frequency Hz	50	50
Current, A (max)	14.3	16.5
Outlets	2x16A	2x16A
Fuel tank volume, l	11	11
Working time at 50% load*, h	10	8.0
Noise level LPA (7m)/LWA, dB	71/96	71/96
Power output DC, V/A	-	12/8A
Engine model	KSB 240i	KSB 240i
Engine type	gasoline 4-stroke	
Engine power, hp	10	8.5
Crank case volume, cm <sup>3</sup>	0.55	0.55
Engine cylinder volume, cm <sup>3</sup>	223	223
Engine start	manual	manual/electro
Power factor, cos φ	1	1
Generator parallel socket	-	-
Protection class	IP23M	IP23M
Gross dimensions (LxWxH), mm	605x475x520	605x475x520
Net weight, kg	40	43

QR code



Acceptable deviation of a current is 5%

\*Fuel consumption depends on many factors, such as load, fuel quality, season, altitude, technical condition of the generator.

To ensure reliability and increase the engine service life, peak powers may be slightly limited by circuit breakers. The optimal operating conditions are ambient temperature of 17–25°C, barometric pressure of 0.1 MPa (760 mm Hg), and relative humidity of 50–60%. Under these environmental conditions, the generator can provide maximum performance in terms of the declared specifications. In the event of deviations from these environmental indicators, the generator performance may vary. Please note that in order to preserve the long service life of the generator, continuous loads of more than 80% of the nominal power are not recommended.

## GARDEN EQUIPMENT



Log splitters come complete with protective shield and gloves.



LOG SPLITTER MODEL	KSB 6THE 52/30
Log splitter type	hydraulic
Voltage, V	230
Frequency, Hz	50
Engine power, W	1500
Splitting force, t	6
Engine type	electric
Engine model	KS ECO 1600
Max. splitting length, mm	520
Max. splitting diameter, mm	300
Cutting time, sec	~ 10
Working position	horizontal
Hydraulic oil capacity, l	2.9
Cable length, m	1.6
Wheels	6"
Protection class	IP54M
Gross dimensions (LxWxH), mm	960x275x470
Net weight, kg	47

QR code



Optional accessories:




- Support bracket KS Bracket
- Tree felling lever KS Lever

SIMPLE ENERGY






Official representatives:




#### GERMANY

-  DIMAX Int. GmbH
-  [info@dimaxgroup.de](mailto:info@dimaxgroup.de)
-  [koenner-soehnen.com](http://koenner-soehnen.com)



#### POLAND

-  DIMAX Int. Poland Sp. z o. o.
-  [info.pl@dimaxgroup.de](mailto:info.pl@dimaxgroup.de)
-  [koenner-soehnen.com/pl](http://koenner-soehnen.com/pl)



#### UKRAINE

-  ТОВ «ТЕХНО ТРЕЙД КС»
-  [sales@ks-power.com.ua](mailto:sales@ks-power.com.ua)
-  [koenner-soehnen.com/ua](http://koenner-soehnen.com/ua)



#### FRANCE

-  [info.fr@dimaxgroup.de](mailto:info.fr@dimaxgroup.de)
-  [konner-sohnen.com/fr](http://konner-sohnen.com/fr)

#### SPAIN

-  [info.es@dimaxgroup.de](mailto:info.es@dimaxgroup.de)
-  [konner-sohnen.com/es](http://konner-sohnen.com/es)

#### ROMANIA

-  [info.ro@dimaxgroup.de](mailto:info.ro@dimaxgroup.de)
-  [konner-sohnen.com/ro](http://konner-sohnen.com/ro)

# K&S!BASIC

SIMPLE ENERGY

